



Office Use Only:

Permit No: \_\_\_\_\_

Total Fee \_\_\_\_\_

## FENCE PERMIT APPLICATION

THE APPLICANT IS: ☐ OWNER ☐ CONTRACTOR

SITE ADDRESS: \_\_\_\_\_

CITY: \_\_\_\_\_ STATE: \_\_\_\_\_ ZIP: \_\_\_\_\_

JOB DESCRIPTION: \_\_\_\_\_ VALUATION: \$ \_\_\_\_\_

<b>OWNER</b>	NAME _____	
	ADDRESS _____	
	CITY _____	STATE _____ ZIP _____
	PHONE # WHERE YOU CAN BE REACHED _____	
	EMAIL _____	
<b>CONTRACTOR</b>	COMPANY NAME _____ LICENSE # _____	
	ADDRESS _____	
	CITY _____	STATE _____ ZIP _____
	CONTACT NAME _____	
	PHONE # WHERE YOU CAN BE REACHED _____	
<b>FENCE MATERIAL</b>	<input type="checkbox"/> WOOD KENNEL - HEIGHT _____ <input type="checkbox"/> PVC SCREENING - HEIGHT _____	
	<input type="checkbox"/> CHAIN-LINK SECURITY - HEIGHT _____ <input type="checkbox"/> IRON - HEIGHT _____ <input type="checkbox"/> OTHER - HEIGHT _____	
<b>TYPE OF FENCE</b>	<input type="checkbox"/> PRIVACY <input type="checkbox"/> DECORATIVE <input type="checkbox"/> ANIMAL	
	<input type="checkbox"/> POOL ENCLOSURE <input type="checkbox"/> BOUNDARY LINE <input type="checkbox"/> OTHER	

COMMENTS: \_\_\_\_\_

THE UNDERSIGNED HEREBY AGREES THAT, IN CASE SUCH PERMIT IS GRANTED, THAT ALL WORK WHICH SHALL BE DONE AND ALL MATERIALS WHICH SHALL BE USED SHALL COMPLY WITH THE PLANS AND SPECIFICATIONS HERewith SUBMITTED AND WITH ALL THE ORDINANCES OF SAID CITY OF DAYTON APPLICABLE HERETO.

BY SIGNING BELOW, THE APPLICANT RECOGNIZES THAT IT IS SOLELY THE APPLICANT'S RESPONSIBILITY TO ASSURE THAT THE FENCE, AS INSTALLED, DOES NOT ENCROACH ON ADJACENT PROPERTY, OR VIOLATE ANY PRIVATE CONDITIONS, COVENANTS OR RESTRICTIONS THAT MAY APPLY. IF A FENCE IS LOCATED WITHIN A DRAINAGE AND UTILITY EASEMENT AND CITY ACCESS IS REQUIRED THE CITY IS NOT RESPONSIBLE FOR ANY DAMAGE OR REMOVAL OF THE FENCE CAUSED BY ACCESSING THE DRAINAGE AND UTILITY EASEMENT.

APPLICANT'S SIGNATURE: \_\_\_\_\_ DATE: \_\_\_\_\_

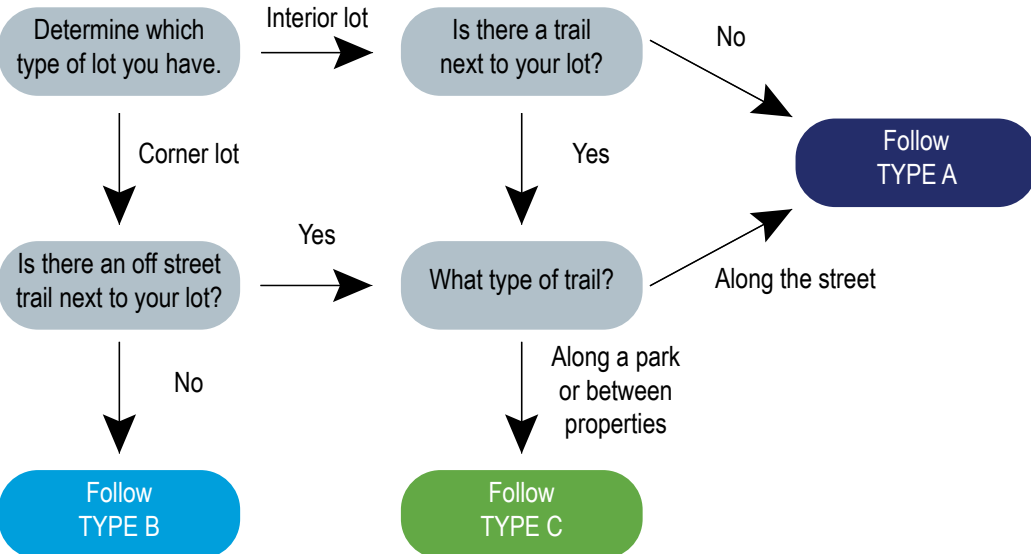
APPROVED BY: \_\_\_\_\_ DATE: \_\_\_\_\_

*Planning & Zoning Department*

# Fence Permit Regulations\*

*\*While every attempt has been made to ensure the correctness of this handout, no guarantees are made to its accuracy or completeness. Responsibility for compliance with applicable codes and ordinances falls on the permit applicant. For specific questions regarding code requirements, refer to the **Section 1001.24 Subd. 7**.*

## START HERE



## All Fences

Finished side must face away from the property.

A 3 ft. wide gate is required if totally enclosing any yard.

Material:

- Anything commonly found in residential areas
- Chain link not allowed for the Front Yard fence

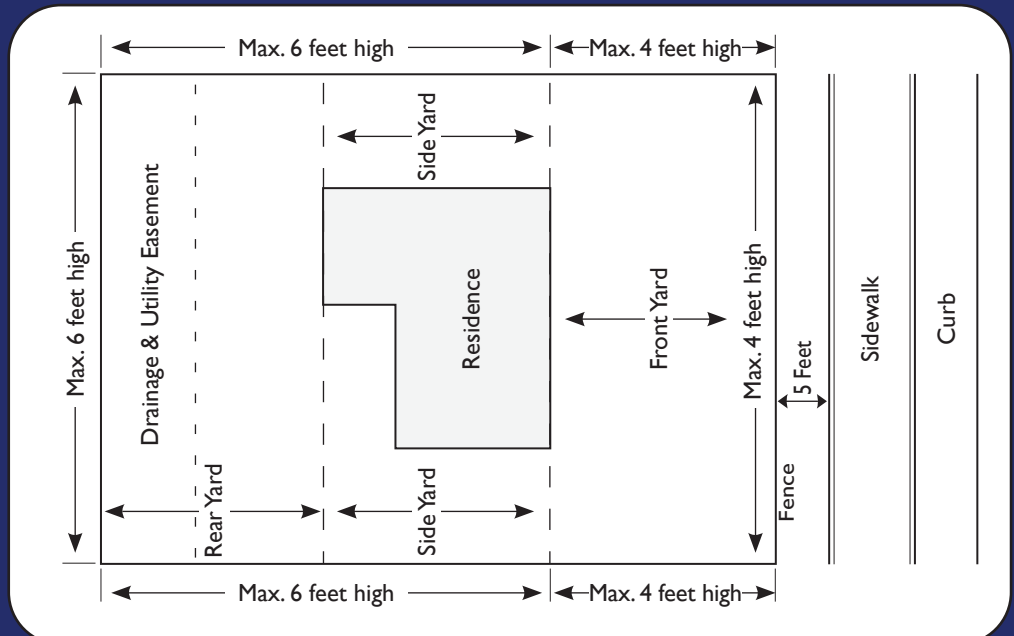
**ALL FENCES REQUIRE A PERMIT**

## Inground Pool?

Inground pools require a 4 ft. high safety fence and fence permit for approval. Please refer to **Section 157.05** in Dayton City Code.

## Type A:

- Max. Height: 6 ft. Rear and Side Yard, 4 ft. Front Yard
- Front Yard Fences must be 50% opaque and decorative only
- Fences may be along the property line. Restrictions may apply if the drainage & utility easement is used for public infrastructure or is wider than 10-12 feet. Please contact city staff for information
- Fence must be set back 5 ft. from sidewalk or trail if in the right-of-way or along a street.

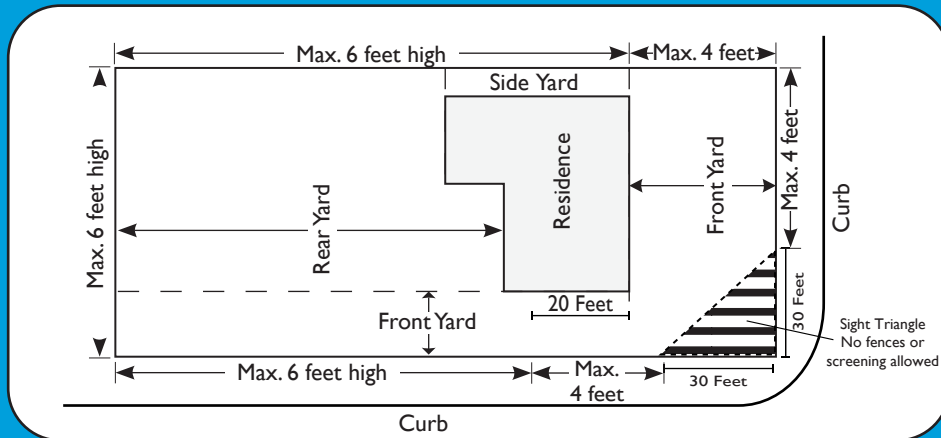


*Interior Lot Fence Example*

## Type B:

Follows Type A Regulations AND:

- No Fence allowed in sight triangle, measured as 30 ft. from an intersection, or 20 ft. if no curb present
- Fences in street side yard can be 6 ft. if setback 20 ft. from front of home, or else a max. of 4 ft.
- If no trail or sidewalk is present on street side, fence must be setback 15 ft. from the edge of the curb

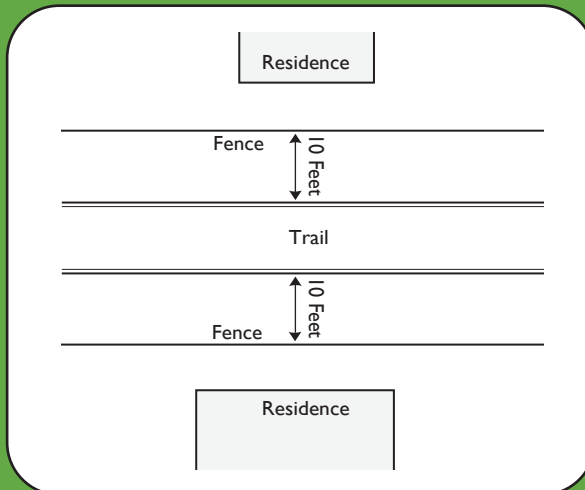


Corner Lot Fence Example

## Type C:

Follows Type A Regulations AND:

- Fence must be set back 10 ft. from the edge of the trail



Trail Not on Street Example

## APPLICATION STEPS

Fill out the Fence Permit Application from the city website [cityofdaytonmn.com](http://cityofdaytonmn.com)

Submit fence plans, application, and survey to the city. Don't have a survey? Email a request with the property address to [permits@cityofdaytonmn.com](mailto:permits@cityofdaytonmn.com)

Wait for the city to review the application. Approx. 1-2 weeks

Once approved, an invoice will be emailed with payment instructions. After payment is processed, the approved permit documents will be emailed back to you

Once you receive the approved documents, expose property monument pins and indicate location of the fence on property (Use stakes, paint, etc.) and call for a preliminary inspection

Following the preliminary inspection, begin construction on the fence

After the fence is installed, call for a final inspection

## ALL FENCES REQUIRE A PERMIT

Please refer to **Section 1001.24 Subd. 7** in the Dayton City Code for the most up-to-date regulations and for any questions regarding Historic Village Residential District, Commercial, and Industrial fences.

--- Dayton Planning and Zoning --- (763)-421-3487 --- [hstensgard@cityofdaytonmn.com](mailto:hstensgard@cityofdaytonmn.com) ---